



OSHPITZIN


A GUIDE TO THE JEWISH HISTORY OF OŚWIĘCIM

The QR code below will allow you to see 3D models of Jewish sites from pre-World War II Oświęcim/Auschwitz in the OSHPITZIN app*



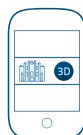
app.oshpitzin.pl

Here's how you do it:



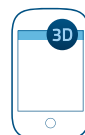
1

Print this sheet and lay it flat.



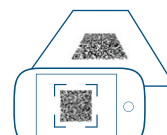
2

In the OSHPITZIN app,* go to the list of sites and select any object marked with a 3D symbol.



3

Tap the 3D button in the top menu.



4

Point the camera of your device at the printed QR code to scan it.



5

Keeping your camera pointed at the QR code, move your device around QR code to see the 3D model from different angles.

* Don't have the OSHPITZIN app yet? Go to app.oshpitzin.pl or scan the same QR code above to download the free app from the Apple AppStore or Google Play.